



CTM (COFFEE TABLE)

SPEC SHEET

Lead Time: 4 - 6 weeks
Warranty: 10 years

Please refer to a physical sample. Images are for an indicative reference only.
Actual product may vary slightly, depending upon model configurations.

FEATURES

- » 18mm or 25mm thick E0 laminated table top with matching ABS edge, square profile
- » Premium powder coated metal base

OPTIONS

- » Solid timber table top
- » Custom table top shape / size
- » Custom edge / corner finish
- » Custom powder coated finish

DIMENSIONS

	WIDTH (mm)	DEPTH (mm)	HEIGHT (mm)
CTM1	600	600	450
CTM2	750	750	450
CTM3	900	900	450
CTM4	1200	600	450

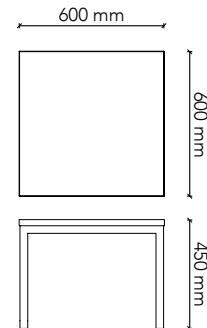
Standard Finishes:

Top: "Finishes - Boards - Group 1" range

Base: "Finishes - Powder Coat - Workstation, Table Frame" range

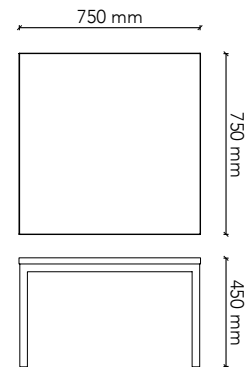
CTM1

Table Size: 600W x 600D x 450H
Tabletop Colour: Group 1 (standard)
Colour Option1: Group 2
Colour Option2: Veneer Range
Base Colour: Powder Coat Range (standard)
Colour Option: Powder Coat Range (extended)



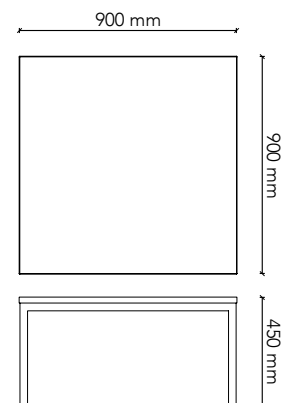
CTM2

Table Size: 750W x 750D x 450H
Tabletop Colour: Group 1 (standard)
Colour Option1: Group 2
Colour Option2: Veneer Range
Base Colour: Powder Coat Range (standard)
Colour Option: Powder Coat Range (extended)



CTM3

Table Size: 900W x 900D x 450H
Tabletop Colour: Group 1 (standard)
Colour Option1: Group 2
Colour Option2: Veneer Range
Base Colour: Powder Coat Range (standard)
Colour Option: Powder Coat Range (extended)



CTM4

Table Size: 1200W x 600D x 450H
Tabletop Colour: Group 1 (standard)
Colour Option1: Group 2
Colour Option2: Veneer Range
Base Colour: Powder Coat Range (standard)
Colour Option: Powder Coat Range (extended)

