



SQUARE PEDESTAL BASE (COFFEE TABLE)

SPEC SHEET

Lead Time: 4 - 6 weeks
Warranty: 10 years

Please refer to a physical sample. Images are for an indicative reference only.
Actual product may vary slightly, depending upon model configurations.

FEATURES

- » 18mm or 25mm thick E0 laminated table top with matching ABS edge, square profile
- » Square pedestal base with brushed stainless steel finish

OPTIONS

- » Custom table top shape / size
- » Custom edge / corner finish
- » Custom powder coated finish
- » Custom table height

DIMENSIONS

	WIDTH (mm)	DEPTH (mm)	HEIGHT (mm)
CTSP1	600	600	450
CTSP2	750	750	450
CTSP3	900	900	450
CTSP4	1050	600	450

Standard Finishes:

Top: "Finishes - Boards - Group 1" range

Base: "Brushed Stainless Steel"

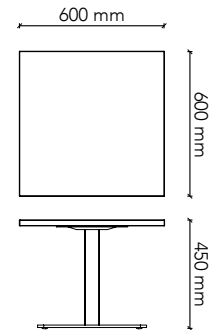
Square Pedestal Base.

Coffee Table

Watts.

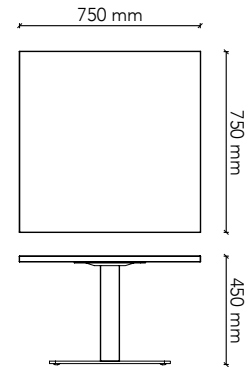
CTSP1

Table Size: 600W x 600D x 450H
Tabletop Colour: Group 1 (standard)
Colour Option1: Group 2
Colour Option2: Veneer Range
Base Colour: Stainless Steel (standard)
Colour Option: Powder Coat Range



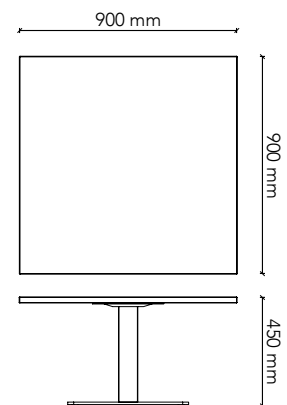
CTSP2

Table Size: 750W x 750D x 450H
Tabletop Colour: Group 1 (standard)
Colour Option1: Group 2
Colour Option2: Veneer Range
Base Colour: Stainless Steel (standard)
Colour Option: Powder Coat Range



CTSP3

Table Size: 900W x 900D x 450H
Tabletop Colour: Group 1 (standard)
Colour Option1: Group 2
Colour Option2: Veneer Range
Base Colour: Stainless Steel (standard)
Colour Option: Powder Coat Range



CTSP4-CUSTOM

Table Size: 1050W x 600D x 450H
Tabletop Colour: Group 1 (standard)
Colour Option1: Group 2
Colour Option2: Veneer Range
Base Colour: Stainless Steel (standard)
Colour Option: Powder Coat Range
**custom tabletop shape available*

