



## CREATE A BENCH\*

## SPEC SHEET

Lead Time: 4 - 6 weeks  
Warranty: 10 years

Please refer to a physical sample. Images are for an indicative reference only.  
Actual product may vary slightly, depending upon model configurations.

### FEATURES

- » E0 laminated table top with matching ABS edging & square profile
- » Fully welded steel 4 legged frame

### OPTIONS

- » \*Performance edge table top (only available on 1200W x 600D)

### STYLE

STYLE	WIDTH (mm)	DEPTH (mm)	HEIGHT (mm)
SIZE 1*	1200	600	900
SIZE 2	1500	600	900
SIZE 3 (WFE106)	1500	750	900


### STANDARD FINISHES:

TOP: "FINISHES - BOARDS - EDU GROUP 1"


FRAME: "WARM GREY"

## Finishes - Boards - Edu Group 1.


Please refer to a physical sample.  
Colours are for an indicative reference only.  
Actual colour and finish may vary slightly.




Writeable



White




Oyster Grey



Tornado




Charcoal



Olympia Blue



Juicy




Mandarin



Sublime Teak



Select Beech



Dansk Maple



Alaskan



Zincworks

### Notes

\*1 Black edge can be used with any top colour

\*2 Other colours available upon request