



CREATE A SPACE BENCH*

SPEC SHEET


Lead Time: 4 - 6 weeks
Warranty: 5 years

Please refer to a physical sample. Images are for an indicative reference only.
Actual product may vary slightly, depending upon model configurations.


FEATURES	STYLE	WIDTH (mm)	DEPTH (mm)	HEIGHT (mm)
<ul style="list-style-type: none"> » E0 laminated table top with matching ABS edging & square profile » Fully welded steel 4 legged frame » Lockable castors 	RECTANGLE TOP (WFE90)	1500	900	900 / 1050
	RECTANGLE TOP (WFE114)	1800	900	900 / 1050
	D-END TOP	1730	900	900 / 1050
STANDARD FINISHES:				
OPTIONS		TOP: "FINISHES - BOARDS - EDU GROUP 1"		FRAME: "WARM GREY"
<ul style="list-style-type: none"> » Custom table top size / shape 				

Finishes - Boards - Edu Group 1.


Please refer to a physical sample.
Colours are for an indicative reference only.
Actual colour and finish may vary slightly.




Writeable




White




Oyster Grey



Tornado




Charcoal



Olympia Blue



Juicy




Mandarin



Sublime Teak



Select Beech



Dansk Maple



Alaskan



Zincworks

Notes

*1 Black edge can be used with any top colour

*2 Other colours available upon request