



FOCUS*

SPEC SHEET


Lead Time: 4 - 6 weeks
Warranty: 10 years

Please refer to a physical sample. Images are for an indicative reference only.
Actual product may vary slightly, depending upon model configurations.


FEATURES	DIMENSIONS	DIAMETER (mm)	HEIGHT (mm)
<ul style="list-style-type: none"> » Laminated table top with matching ABS edging & square profile » Durable and versatile steel powder coated column and legs » Adjustable floor tips assist in levelling the table on uneven floor surfaces 	TABLE TOP 25MM	Ø800 / Ø1050 / Ø1200 / Ø1350	710
	TABLE TOP 25MM	Ø900	900
	TABLE TOP 18MM	Ø900	1060
	WFE71	Ø600	710
	WFE73	Ø800	710
	WFE75	Ø1200	710
	STANDARD FINISHES:		
TOP: "FINISHES - BOARDS - EDU GROUP 1"		FRAME: "WARM GREY"	

Finishes - Boards - Edu Group 1.


Please refer to a physical sample.
Colours are for an indicative reference only.
Actual colour and finish may vary slightly.




Writeable




White




Oyster Grey



Tornado




Charcoal



Olympia Blue




Juicy



Mandarin



Sublime Teak



Select Beech



Dansk Maple



Alaskan



Zincworks

Notes

*1 Black edge can be used with any top colour

*2 Other colours available upon request