



High back (with armrests)



Medium back



## AGILITY

## SPEC SHEET

Lead Time: 2 - 3 weeks  
 Warranty: 10 years  
 Price Range: \$\$\$

Please refer to a physical sample. Images are for an indicative reference only.  
 Actual product may vary slightly, depending upon model configurations.  
 Lead time subject to fabric, leather or vinyl supplier's stock availability.

FEATURES	DIMENSIONS	WIDTH (mm)	DEPTH (mm)	HEIGHT (mm)	
<ul style="list-style-type: none"> <li>» Available in medium and high back</li> <li>» Ratchet-back height adjustment</li> <li>» Ergonomic 3-lever mechanism:                             <ul style="list-style-type: none"> <li>- Back angle adjustment</li> <li>- Seat angle adjustment</li> <li>- Gaslift seat height adjustment</li> </ul> </li> <li>» Black 5 star nylon base with standard castors</li> <li>» AFRDI Level 6 certified (Severe Commercial Use)</li> <li>» Max. user weight capacity: 135kg</li> </ul>	Medium Back	400		400	
	High Back	420		500	
	Seat (Gaslift-140)	500	450	460 - 590 (Un-Seated)	
	Base	630	630		
	<b>Upholstery:</b> Made to order in any fabric, leather or vinyl. House black fabric (shorter lead time)				

## Options - Agility Task Chair.

Please refer to a physical sample.  
 Images are for an indicative reference only.  
 Actual product may vary slightly, depending upon model configurations.

### Nominal Seat Sizes

Watts Commercial Furniture seat sizes allow every user to find their right fit.

S

**MEDIUM**  
 500W x 450D  
 (Default)

Dual density seat available upon request

**LARGE**  
 520W x 490D

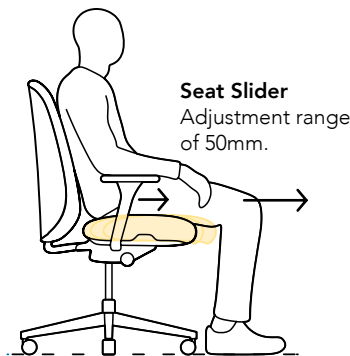
Dual density seat available upon request

XL

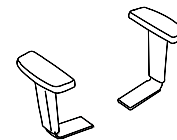
**EXTRA LARGE**  
 540W x 500D

Seat sizes can vary plus or minus 15mm due to the stretch properties of different fabrics and vinyls.

### Ergonomic Add-ons

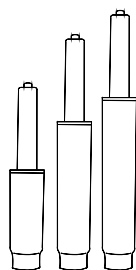


### Arms



**Height adjustable arms**  
**Fixed height arms**  
 Available on all as upgrade

### Gaslift



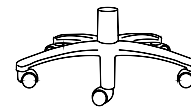
**Low gaslift**  
 Adjustment range of 80 to 120mm.

**Standard gaslift**  
 Adjustment range of 140mm. (Default)

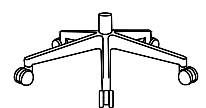
**Drafting gaslift - 200**  
 Adjustment range of 200mm.

**Drafting gaslift - 270**  
 Adjustment range of 270mm.

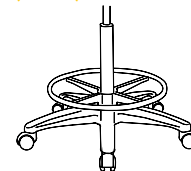
### Base



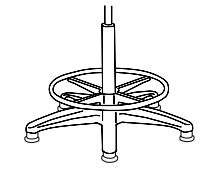
**Standard Nylon Base**  
 (Default)



**Polished Alloy Base**

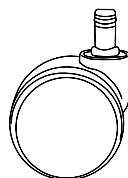


**Nylon Drafting Base**  
 with castors

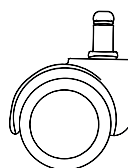


**Nylon Drafting Base**  
 with glides

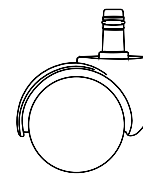
### Castors



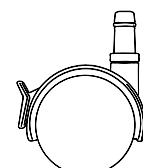
**Heavy Duty Castors**  
 Standard castors  
 - 60mm  
 (Default)



**Soft Tyre Castors**  
 Ideal for hard floors  
 - 50mm  
 - 60mm



**Locking Castors**  
 Sit-Lock:  
 - Locks when user sits  
 Stand-lock: (Friction Castors)  
 - Locks when no weight is on chair.



**Brake Castors**  
 Brake feature is manually activated by a small lever on the castor.