



High back (with armrests & Atlas seat)



ALPHA

SPEC SHEET

Lead Time: 2 - 3 weeks
Warranty: 5 years
Price Range: \$\$\$

Please refer to a physical sample. Images are for an indicative reference only.
Actual product may vary slightly, depending upon model configurations.
Lead time subject to fabric, leather or vinyl supplier's stock availability.

FEATURES	DIMENSIONS	WIDTH (mm)	DEPTH (mm)	HEIGHT (mm)
» Available in medium and high back	Medium Back	450		410
» Ratchet-back height adjustment	MB Seat (Gaslift-140)	480	460 (+50)	450 - 580 (Un-Seated)
» High density moulded foam	High Back	430		500
» Adjustable seat depth (seat slider)	HB Seat (Gaslift-140)	520	480 (+50)	510 - 640 (Un-Seated)
» Ergonomic 3-lever mechanism: - Back angle adjustment - Seat angle adjustment - Gaslift seat height adjustment	Base	700	700	
» Polished 5 star aluminium base with standard castors	Upholstery: Made to order in any fabric, leather or vinyl. House black fabric (shorter lead time)			
» AFRDI 142 certified (160kg, Multi-Shift)				
» Max. user weight capacity: 160kg				

Options - Alpha Task Chair.

Please refer to a physical sample.
 Images are for an indicative reference only.
 Actual product may vary slightly, depending upon model configurations.

Nominal Seat Sizes

Watts Commercial Furniture seat sizes allow every user to find their right fit.

S

MEDIUM
 480W x 460D
 (Default)

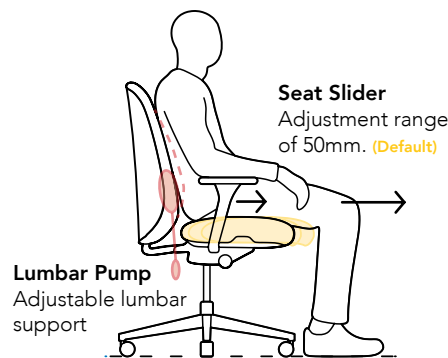
LARGE
 520W x 480D
 (Default)

ATLAS
 520W x 540D

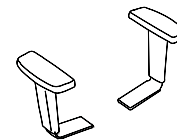
XL

Seat sizes can vary plus or minus 15mm due to the stretch properties of different fabrics and vinyls.

Ergonomic Add-ons

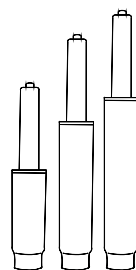


Arms



Height adjustable arms
3D Adjustable arms
 Available on all as upgrade

Gaslift



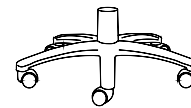
Low gaslift
 Adjustment range of 80 to 120mm.

Standard gaslift
 Adjustment range of 140mm. (Default)

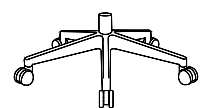
Drafting gaslift - 200
 Adjustment range of 200mm.

Drafting gaslift - 270
 Adjustment range of 270mm.

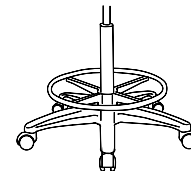
Base



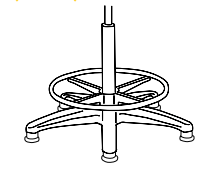
Standard Nylon Base



Polished Alloy Base
 (Default)

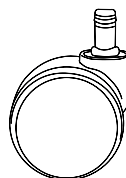


Nylon Drafting Base
 with castors

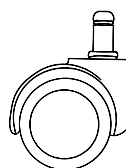


Nylon Drafting Base
 with glides

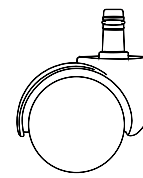
Castors



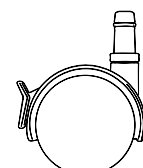
Heavy Duty Castors
 Standard castors
 - 60mm
 (Default)



Soft Tyre Castors
 Ideal for hard floors
 - 50mm
 - 60mm



Locking Castors
 Sit-Lock:
 - Locks when user sits
 Stand-lock: (Friction Castors)
 - Locks when no weight is on chair.



Brake Castors
 Brake feature is manually activated by a small lever on the castor.