



(with black 3D height adjustable armrests)



## DOMINO 2

## SPEC SHEET

Lead Time: 2 - 3 weeks  
Warranty: 10 years  
Price Range: \$\$\$

Please refer to a physical sample. Images are for an indicative reference only.  
Actual product may vary slightly, depending upon model configurations.  
Lead time subject to fabric, leather or vinyl supplier's stock availability.

FEATURES	DIMENSIONS	WIDTH (mm)	DEPTH (mm)	HEIGHT (mm)
» Black breathable mesh backrest	Mesh Back	490		500
» Adjustable lumbar support	Seat (Gaslift-140)	500	460 (+50)	450 - 580 (Un-Seated)
» Adjustable seat depth (seat slider)	Base	660	660	
» Synchronous mechanism: <ul style="list-style-type: none"> <li>- Dynamic back with seat tilt</li> <li>- Multiple locking positions</li> <li>- Gaslift seat height adjustment</li> </ul>	<b>Upholstery:</b> Made to order in any fabric, leather or vinyl. House black fabric (shorter lead time)			
» Black Hi-Arch 5 star nylon base with standard castors				
» GECA certified				
» AFRDI 142 certified (135kg, Single-Shift)				
» Max. user weight capacity: 135kg				

## Options - Domino 2 Chair.

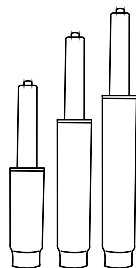
Please refer to a physical sample.  
 Images are for an indicative reference only.  
 Actual product may vary slightly, depending upon model configurations.

One Seat Size only

**STANDARD**  
 500W x 460D  
 (Default)

Seat sizes can vary plus or minus 15mm due to the stretch properties of different fabrics and vinyls.

### Gaslift



#### Low gaslift

Adjustment range of 80 to 120mm.

#### Standard gaslift

Adjustment range of 140mm. (Default)

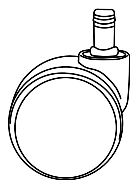
#### Drafting gaslift - 200

Adjustment range of 200mm.

#### Drafting gaslift - 270

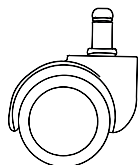
Adjustment range of 270mm.

### Castors



#### Heavy Duty Castors

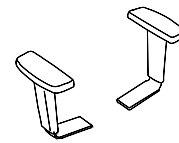
Standard castors  
 - 60mm  
 (Default)



#### Soft Tyre Castors

Ideal for hard floors  
 - 50mm  
 - 60mm

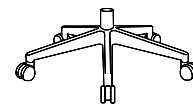
### Arms



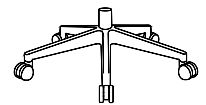
#### Height adjustable arms

**3D Adjustable arms**  
 Available on all as upgrade

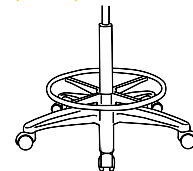
### Base



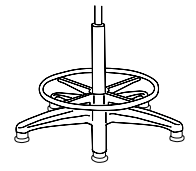
**Hi-Arch Nylon Base**  
 (Default)



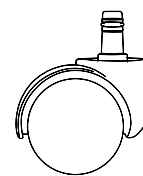
**Polished Alloy Base**



**Nylon Drafting Base**  
 with castors

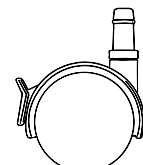


**Nylon Drafting Base**  
 with glides



#### Locking Castors

Sit-Lock:  
 - Locks when user sits  
 Stand-lock: (Friction Castors)  
 - Locks when no weight is on chair.



#### Brake Castors

Brake feature is manually activated by a small lever on the castor.