



ICON (DRAFTING VER.)

SPEC SHEET

Lead Time: 2 - 3 weeks
 Warranty: 10 years
 Price Range: \$\$\$

Please refer to a physical sample. Images are for an indicative reference only.
 Actual product may vary slightly, depending upon model configurations.
 Lead time subject to fabric, leather or vinyl supplier's stock availability.

FEATURES	DIMENSIONS	WIDTH (mm)	DEPTH (mm)	HEIGHT (mm)
» Medium backrest	Medium Back	440		440
» Adjustable back height - Manual or Ratchet mechanism	Seat (Gaslift-200)	500	460	540 - 740 (Un-Seated)
» Ergonomic 3-lever mechanism: - Back angle adjustment - Seat angle adjustment - Gaslift seat height adjustment	Seat (Gaslift-270)	500	460	600 - 865 (Un-Seated)
» Optional 200mm or 270mm gaslift	Base	630	630	
» Height adjustable foot-ring	Upholstery: Made to order in any fabric, leather or vinyl. House black fabric (shorter lead time)			
» Black 5 star nylon base with standard castors				
» AFRDI Level 6 certified (Severe Commercial Use)				
» Max. user weight capacity: 135kg				

Options.

Please refer to a physical sample.
 Images are for an indicative reference only.
 Actual product may vary slightly, depending upon model configurations.

Seat Sizes

Watts Commercial Furniture seat sizes allow every user to find their right fit.

S

MEDIUM
 500W x 460D
 (Default)

Dual density seat available upon request

LARGE
 520W x 490D

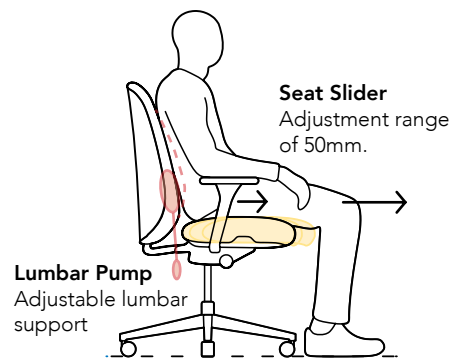
Dual density seat available upon request

XL

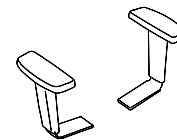
EXTRA LARGE
 540W x 500D

Seat sizes can vary plus or minus 15mm due to the stretch properties of different fabrics and vinyls.

Ergonomic Add-ons

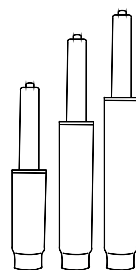


Arms



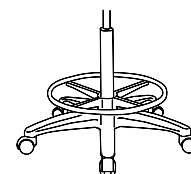
Height adjustable arms
Fixed height arms
 Available on all as upgrade

Gaslift

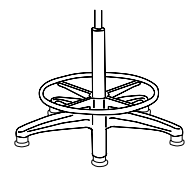


Low gaslift
 Adjustment range of 80 to 100mm
140mm gaslift
 Adjustment range of 140mm.
Drafting gaslift - 200
 Adjustment range of 200mm
Drafting gaslift - 270
 (Default)
 Adjustment range of 270mm.

Base

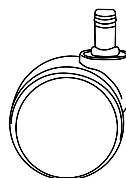


Nylon Drafting Base
 with castors
 (Default)

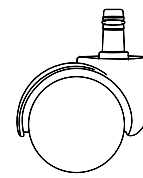


Nylon Drafting Base
 with glides


Castors



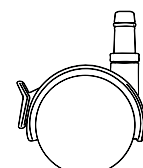
Heavy Duty Castors
 Standard castors
 - 60mm
 (Default)



Locking Castors
 Sit-Lock:
 - Locks when user sits
 Stand-lock: (Friction Castors)
 - Locks when no weight is on chair.



Soft Tyre Castors
 Ideal for hard floors
 - 50mm
 - 60mm



Brake Castors
 Brake feature is manually activated by a small lever on the castor.