



MAX. WEIGHT  
**135**  
Kilogram

## PENNY (DRAFTING VER.)

## SPEC SHEET

Lead Time: 2 - 3 weeks  
Warranty: 7 years  
Price Range: \$\$\$

Please refer to a physical sample. Images are for an indicative reference only.  
Actual product may vary slightly, depending upon model configurations.  
Lead time subject to fabric, leather or vinyl supplier's stock availability.

FEATURES	DIMENSIONS	WIDTH (mm)	DEPTH (mm)	HEIGHT (mm)
» Medium backrest	Medium Back	450		420
» Ratchet-back height adjustment	Seat (Gaslift-200)	500	450	540 - 730 (Un-Seated)
» Ergonomic 3-lever mechanism: - Back angle adjustment - Seat angle adjustment - Gaslift seat height adjustment	Seat (Gaslift-270)	500	450	600 - 860 (Un-Seated)
» Optional 200mm or 270mm gaslift	Base	630	630	
» Height adjustable foot-ring	<b>Upholstery:</b> Made to order in any fabric, leather or vinyl. House black fabric (shorter lead time)			
» Black 5 star nylon base with standard castors				
» AFRDI Level 6 certified (Severe Commercial Use)				
» Max. user weight capacity: 135kg				

## Options - Penny Drafting Chair.

Please refer to a physical sample.  
 Images are for an indicative reference only.  
 Actual product may vary slightly.

### Nominal Seat Sizes

Watts Commercial Furniture seat sizes allow every user to find their right fit.

S

**MEDIUM**  
 500W x 450D  
 (Default)

Dual density seat available upon request

**LARGE**  
 520W x 490D

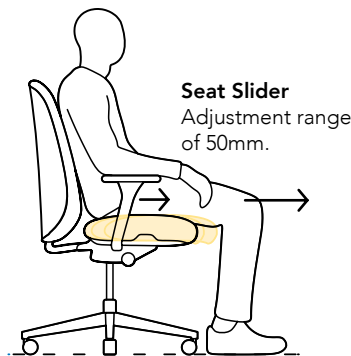
Dual density seat available upon request

XL

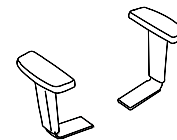
**EXTRA LARGE**  
 540W x 500D

Seat sizes can vary plus or minus 15mm due to the stretch properties of different fabrics and vinyls.

### Ergonomic Add-ons

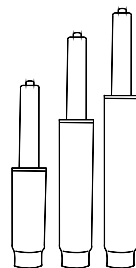


### Arms



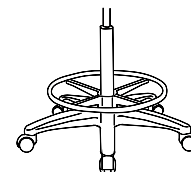
**Height adjustable arms**  
**3D Adjustable arms**  
 Available on all as upgrade

### Gaslift

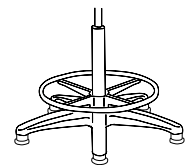


**Low gaslift**  
 Adjustment range of 80 to 100mm  
**140mm gaslift**  
 Adjustment range of 140mm.  
**Drafting gaslift - 200**  
 Adjustment range of 200mm  
**Drafting gaslift - 270**  
 (Default)  
 Adjustment range of 270mm.

### Base

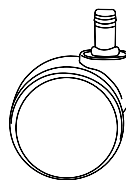


**Nylon Drafting Base**  
 with castors  
 (Default)

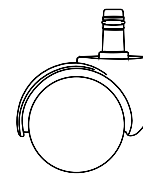


**Nylon Drafting Base**  
 with glides

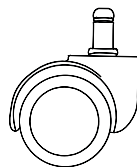
### Castors



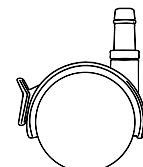
**Heavy Duty Castors**  
 Standard castors  
 - 60mm  
 (Default)



**Locking Castors**  
 Sit-Lock:  
 - Locks when user sits  
 Stand-lock: (Friction Castors)  
 - Locks when no weight is on chair.



**Soft Tyre Castors**  
 Ideal for hard floors  
 - 50mm  
 - 60mm



**Brake Castors**  
 Brake feature is manually activated by a small lever on the castor.