



ATLAS 160 (CHS)

SPEC SHEET

Lead Time: 2 - 4 weeks
Warranty: 15 years
Price Range: \$\$\$

Please refer to a physical sample. Images are for an indicative reference only.
Actual product may vary slightly, depending upon model configurations.
Lead time subject to fabric, leather or vinyl supplier's stock availability.

FEATURES	DIMENSIONS	WIDTH (mm)	DEPTH (mm)	HEIGHT (mm)
» Upholstered high backrest	High Back	480		530
» Manual-back height adjustment	Seat (Gaslift-140)	520	490	440 - 550 (Un-Seated)
» Australian made moulded foam seat and back	Base	700	700	
» Super heavy duty 3-lever mechanism	Upholstery: Made to order in any fabric, leather or vinyl. House black fabric (shorter lead time)			
- Back angle adjustment				
- Seat angle adjustment				
- Tilt tension adjustment				
- Gaslift seat height adjustment				
» Black Hi-Arch 5 star nylon base with standard castors				
» AFRDI 142 certified (160kg, Single-Shift)				
» GECA certified				
» Max. user weight capacity: 160kg				

Options.

Please refer to a physical sample.
Images are for an indicative reference only.
Actual product may vary slightly, depending upon model configurations.

Nominal Seat Sizes

Watts Commercial Furniture
seat sizes allow every user
to find their right fit.

S

LARGE
520W x 490D
(Default)

Dual density
seat available
upon request

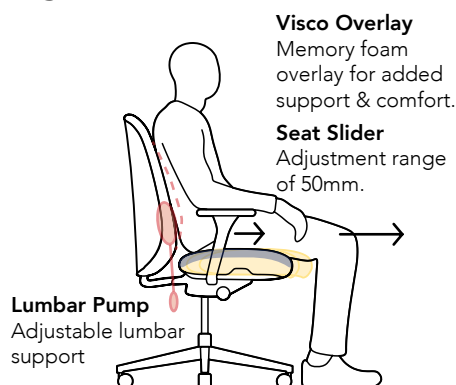
XL

EXTRA LARGE
540W x 500D

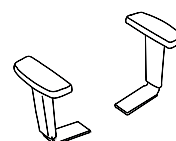
Dual density
seat available
upon request

Seat sizes can vary plus or minus
15mm due to the stretch properties
of different fabrics and vinyls.

Ergonomic Add-ons

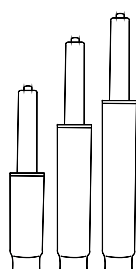


Arms



Height adjustable arms
3D Adjustable arms
Available on all as
upgrade

Gaslift



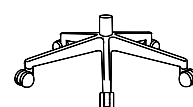
Low gaslift
Adjustment range of
80 to 120mm

Standard gaslift
Adjustment range of
140mm. (Default)

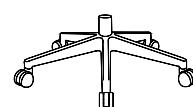
Drafting gaslift - 200
Adjustment range of
200mm

Drafting gaslift - 270
Adjustment range of
270mm.

Base

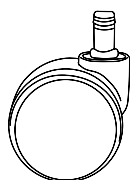


Hi-Arch Nylon Base
(Default)

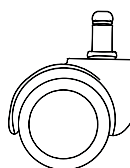


Polished Alloy Base

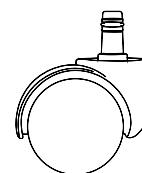
Castors



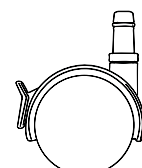
Heavy Duty Castors
Standard castors
- 60mm (Default)



Soft Tyre Castors
Ideal for hard floors
- 50mm
- 60mm



Locking Castors
Sit-Lock:
- Locks when user sits
Stand-lock: (Friction Castors)
- Locks when no weight is
on chair.



Brake Castors
Brake feature is manually
activated by a small lever
on the castor.