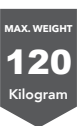




High-back



Medium-back (with armrests)



REXA 120 (CHS)

SPEC SHEET

Lead Time: 2 - 4 weeks
Warranty: 10 years
Price Range: \$\$\$

Please refer to a physical sample. Images are for an indicative reference only.
Actual product may vary slightly, depending upon model configurations.
Lead time subject to fabric, leather or vinyl supplier's stock availability.

FEATURES	DIMENSIONS	WIDTH (mm)	DEPTH (mm)	HEIGHT (mm)
<ul style="list-style-type: none"> » Available in medium and high back » Manual-back height adjustment » Australian made moulded foam seat and back » Ergonomic 3-lever mechanism: <ul style="list-style-type: none"> - Back angle adjustment - Seat angle adjustment - Gaslift seat height adjustment » Black 5 star nylon base with standard castors » AFRDI Level 6 certified (Severe Commercial Use) » GECA certified » Max. user weight capacity: 120kg 	Medium Back	420		420
	High Back	450		500
	Seat (Gaslift-140)	490	465	410 - 540 (Un-Seated)
	Base	640	640	
	Upholstery: Made to order in any fabric, leather or vinyl. House black fabric (shorter lead time)			

Options.

Please refer to a physical sample.
Images are for an indicative reference only.
Actual product may vary slightly, depending upon model configurations.

Nominal Seat Sizes

Watts Commercial Furniture seat sizes allow every user to find their right fit.

S

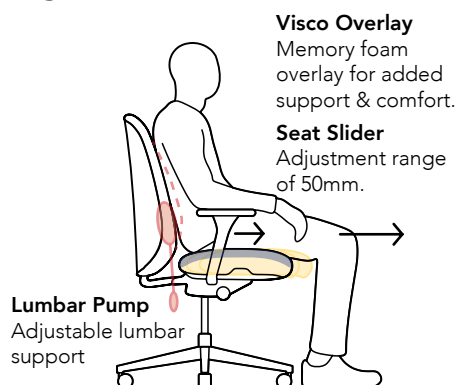
MEDIUM
490W x 465D
(Default)

LARGE
520W x 490D

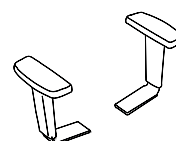
XL

Seat sizes can vary plus or minus 15mm due to the stretch properties of different fabrics and vinyls.

Ergonomic Add-ons

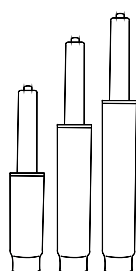


Arms



Height adjustable arms
3D Adjustable arms
Available on all as upgrade

Gaslift



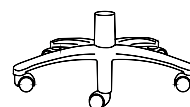
Low gaslift
Adjustment range of 80 to 120mm

Standard gaslift
Adjustment range of 140mm. (Default)


Drafting gaslift - 200
Adjustment range of 200mm

Drafting gaslift - 270
Adjustment range of 270mm.

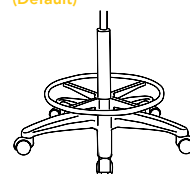
Base



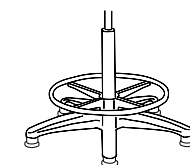
Standard Nylon Base
(Default)



Polished Alloy Base

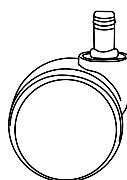


Nylon Drafting Base
with castors




Nylon Drafting Base
with glides

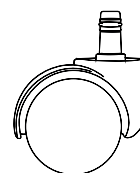
Castors



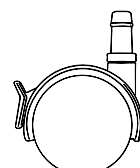
Heavy Duty Castors
Standard castors
- 50mm (Default)



Soft Tyre Castors
Ideal for hard floors
- 50mm



Locking Castors
Sit-Lock:
- Locks when user sits
Stand-lock: (Friction Castors)
- Locks when no weight is on chair.



Brake Castors
Brake feature is manually activated by a small lever on the castor.