



(with height adjustable armrests)



TEAM AIR 135

SPEC SHEET

Lead Time: 2 - 4 weeks
Warranty: 15 years
Price Range: \$\$\$

Please refer to a physical sample. Images are for an indicative reference only.
Actual product may vary slightly, depending upon model configurations.
Lead time subject to fabric, leather or vinyl supplier's stock availability.

FEATURES	DIMENSIONS	WIDTH (mm)	DEPTH (mm)	HEIGHT (mm)
» Black breathable mesh backrest	Mesh Back	450		500
» Adjustable lumbar support	Seat (Gaslift-140)	490	465	440 - 550 (Un-Seated)
» Australian made moulded foam seat	Base	700	700	
» Heavy duty 3-lever mechanism:	Upholstery: Made to order in any fabric, leather or vinyl. House black fabric (shorter lead time)			
- Back angle adjustment				
- Seat angle adjustment				
- Tilt tension adjustment				
- Gaslift seat height adjustment				
» Black Hi-Arch 5 star nylon base with standard castors				
» AFRDI Level 6 certified (Severe Commercial Use)				
» GECA certified				
» Max. user weight capacity: 135kg				

Options.

Please refer to a physical sample.
Images are for an indicative reference only.
Actual product may vary slightly, depending upon model configurations.

Nominal Seat Sizes

Watts Commercial Furniture
seat sizes allow every user
to find their right fit.

S

MEDIUM
490W x 465D
(Default)

Dual density
seat available
upon request

LARGE
520W x 490D

Dual density
seat available
upon request

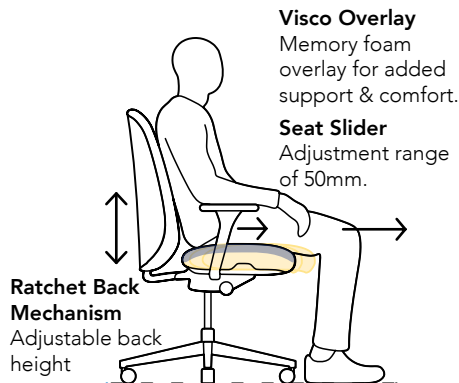
XL

EXTRA LARGE
540W x 500D

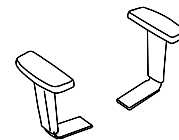
Dual density
seat available
upon request

Seat sizes can vary plus or minus
15mm due to the stretch properties
of different fabrics and vinyls.

Ergonomic Add-ons

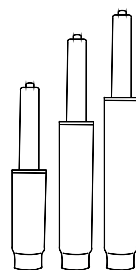


Arms



Height adjustable arms
3D Adjustable arms
Available on all as upgrade

Gaslift



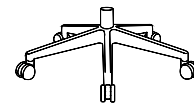
Low gaslift
Adjustment range of 80 to 120mm.

Standard gaslift
Adjustment range of 140mm. (Default)

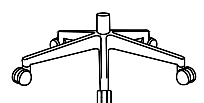
Drafting gaslift - 200
Adjustment range of 200mm.

Drafting gaslift - 270
Adjustment range of 270mm.

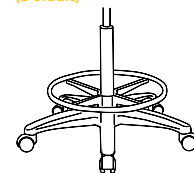
Base



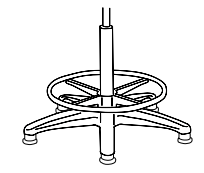
Hi-Arch Nylon Base
(Default)



Polished Alloy Base

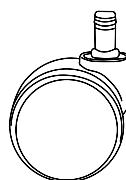


Nylon Drafting Base
with castors

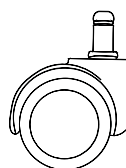


Nylon Drafting Base
with glides

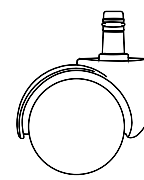
Castors



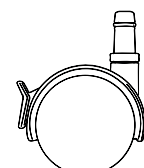
Heavy Duty Castors
Standard castors
- 50mm
(Default)



Soft Tyre Castors
Ideal for hard floors
- 50mm



Locking Castors
Sit-Lock:
- Locks when user sits
Stand-lock:
- Locks when no weight is on chair.



Brake Castors
Brake feature is manually activated by a small lever on the castor.

Watts Commercial Furniture

350a Edgar St
Bankstown NSW 2200
PO Box 275 Condell Park 2200
ABN: 54 064 557 893

p: 02 9771 3966
wcf.com.au
sales.watts@wcf.com.au
accounts.watts@wcf.com.au

Watts Commercial Furniture reserves the right to change any or all details without prior notice. Every effort has been made to ensure the information is accurate at the time of printing.

May 2025