



(with height adjustable armrests)



TEAM SYNC

SPEC SHEET

Lead Time: 2 - 4 weeks
Warranty: 15 years
Price Range: \$\$\$

Please refer to a physical sample. Images are for an indicative reference only.
Actual product may vary slightly, depending upon model configurations.
Lead time subject to fabric, leather or vinyl supplier's stock availability.

FEATURES	DIMENSIONS	WIDTH (mm)	DEPTH (mm)	HEIGHT (mm)
» Black breathable mesh backrest	Mesh Back	450		550
» Adjustable lumbar support	Seat (Gaslift-140)	490	465 (+50)	440 - 550 (Un-Seated)
» Australian made moulded foam seat	Base	700	700	
» Adjustable seat depth (seat slider)				
» Synchronous mechanism:	Upholstery: Made to order in any fabric, leather or vinyl. House black fabric (shorter lead time)			
» - Dynamic back with seat tilt				
» - Multi-locking positions				
» - Gaslift seat height adjustment				
» Black Hi-Arch 5 star nylon base with standard castors				
» AFRDI 142 certified (135kg, Single-Shift)				
» GECA certified				
» Max. user weight capacity: 135kg				

Options.

Please refer to a physical sample.
Images are for an indicative reference only.
Actual product may vary slightly, depending upon model configurations.

Nominal Seat Sizes

Watts Commercial Furniture
seat sizes allow every user
to find their right fit.

S

MEDIUM
490W x 465D
(Default)

Dual density
seat available
upon request

LARGE
520W x 490D

Dual density
seat available
upon request

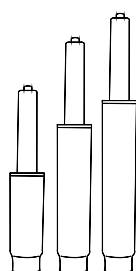
XL

EXTRA LARGE
540W x 500D

Dual density
seat available
upon request

Seat sizes can vary plus or minus
15mm due to the stretch properties
of different fabrics and vinyls.

Gaslift



Low gaslift

Adjustment range of
80 to 120mm.

Standard gaslift

Adjustment range of
140mm. (Default)

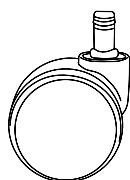
Drafting gaslift - 200

Adjustment range of
200mm.

Drafting gaslift - 270

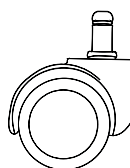
Adjustment range of
270mm.

Castors



Heavy Duty Castors

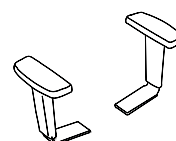
Standard castors
- 60mm
(Default)



Soft Tyre Castors

Ideal for hard floors
- 50mm
- 60mm

Arms

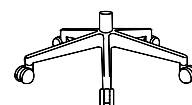


Height adjustable arms


3D Adjustable arms

Available on all as
upgrade

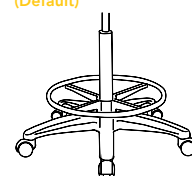
Base



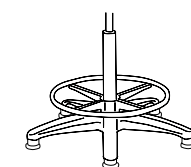
Hi-Arch Nylon Base
(Default)



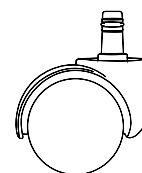
Polished Alloy Base



Nylon Drafting Base
with castors

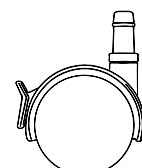


Nylon Drafting Base
with glides



Locking Castors

Sit-Lock:
- Locks when user sits
Stand-lock:
- Locks when no weight is
on chair.



Brake Castors

Brake feature is manually
activated by a small lever
on the castor.

Watts Commercial Furniture

350a Edgar St
Bankstown NSW 2200
PO Box 275 Condell Park 2200
ABN: 54 064 557 893

p: 02 9771 3966
wcf.com.au
sales.watts@wcf.com.au
accounts.watts@wcf.com.au

Watts Commercial Furniture reserves the right to
change any or all details without prior notice. Every
effort has been made to ensure the information is
accurate at the time of printing.

May 2025